

A photograph of the Oslo Børs building, a neoclassical structure with a pediment and columns. The word 'BØRSEN' is inscribed above the entrance. A statue of a figure stands on a pedestal in front of the building. The foreground is a cobblestone plaza with some greenery and fallen leaves. A teal semi-transparent banner is overlaid on the middle of the image, containing the title and subtitle text.

# THE OSLO STOCK EXCHANGE AS A LISTING DESTINATION FOR INTERNATIONAL SHIPPING COMPANIES

CAPITAL LINK MARITIME FORUM - NORWAY

# OSLO BØRS AND EURONEXT

**1,850** companies listed on Euronext markets

**€5.1 trillion** of market capitalisation\*

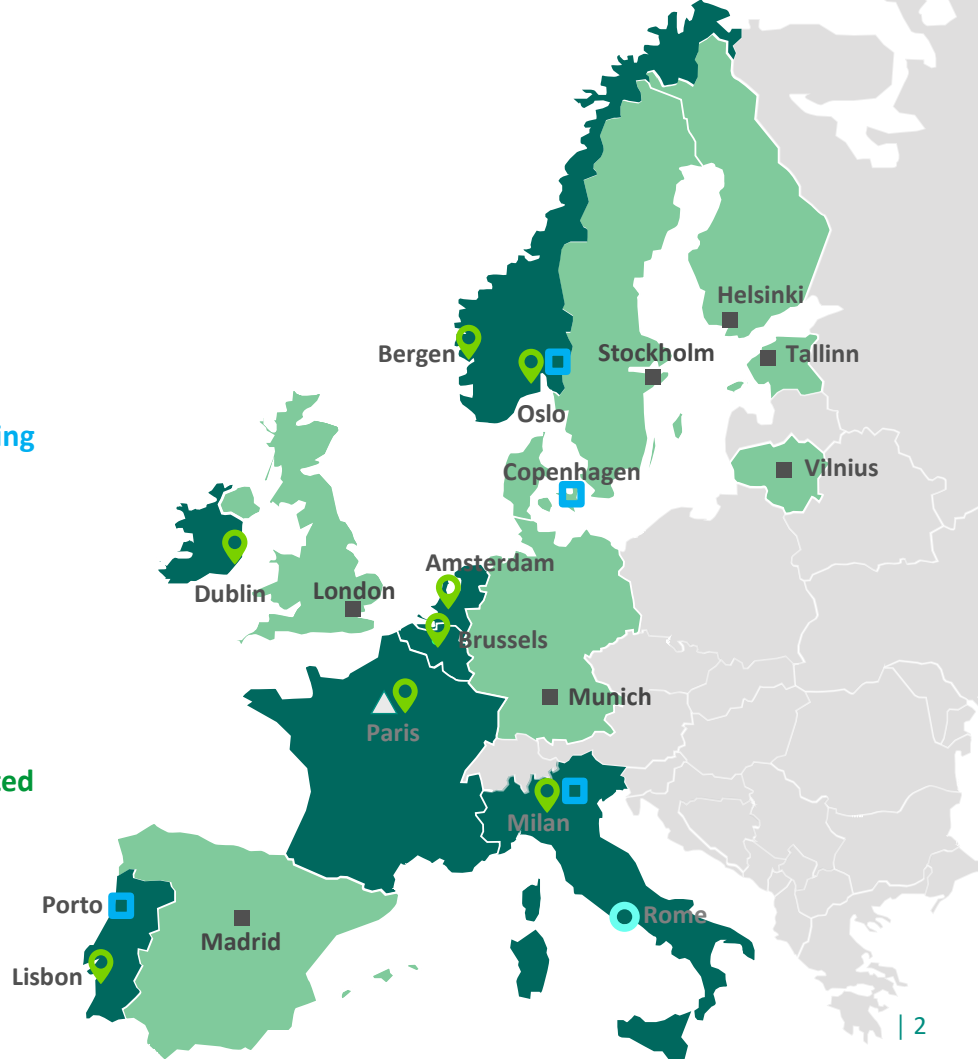
A European presence in **15 countries**, including **7 listing venues**

**6,200+** active institutional investors

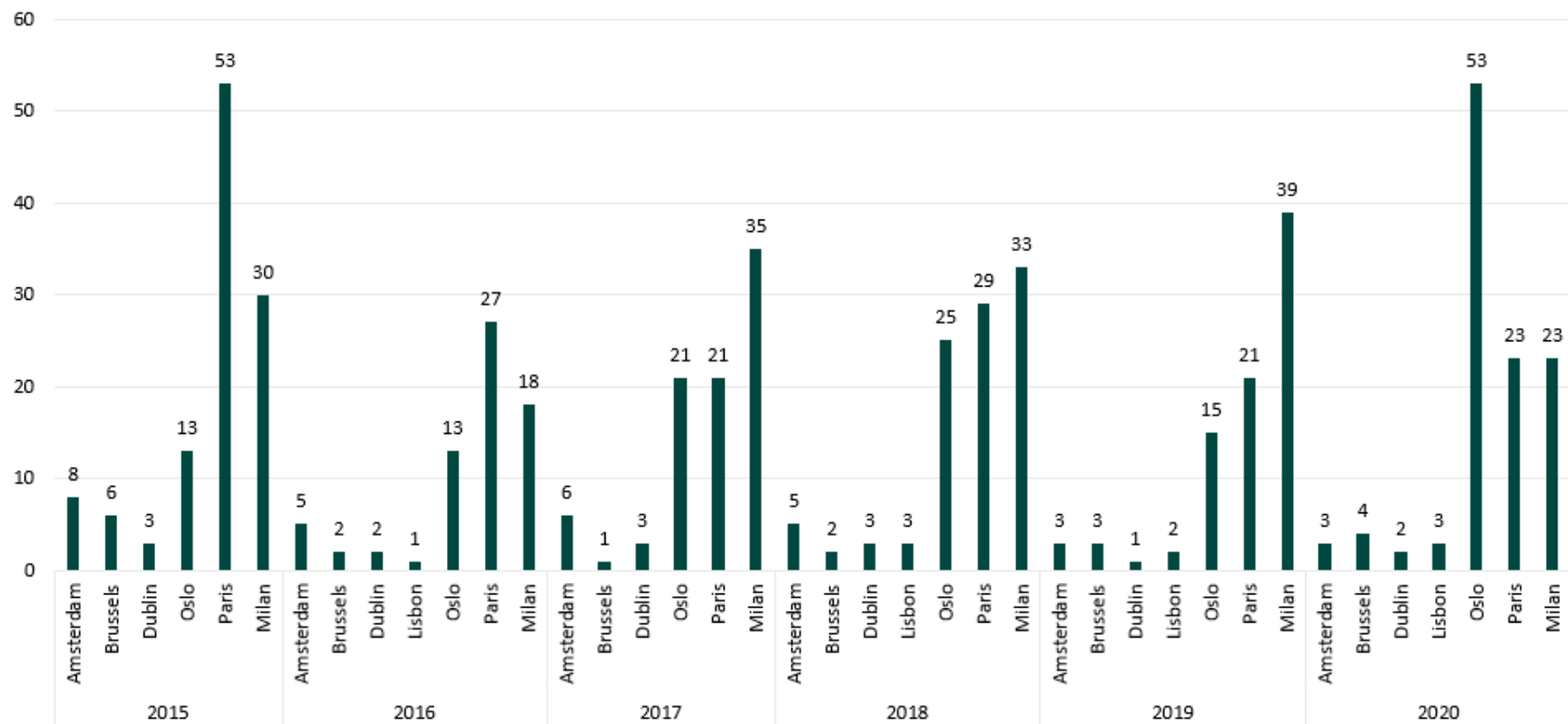
Home of the **largest and most well-known European companies**: 29 components of EuroStoxx 50

#1 Exchange in Europe for SMEs with **1400+ SMEs listed**

**670 Tech companies** listed on Euronext

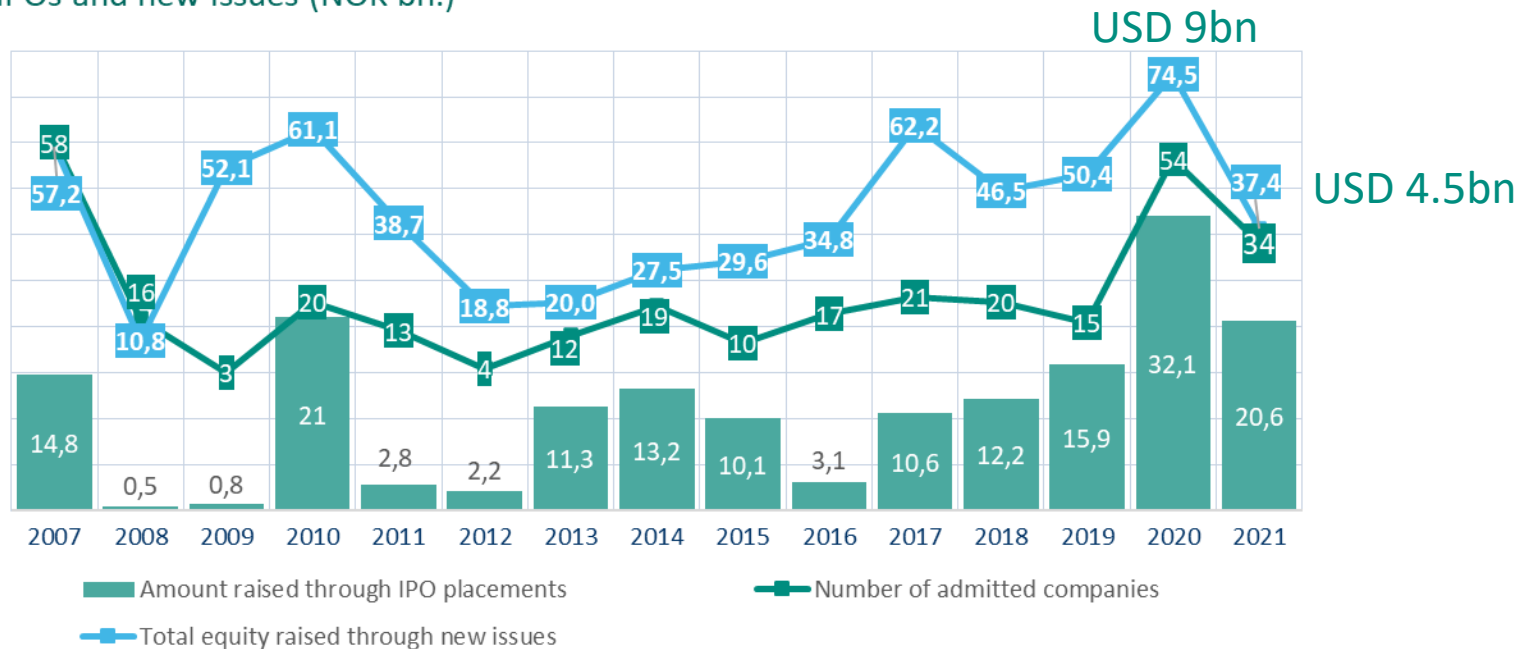


# NUMBER OF NEW LISTINGS PER LOCATION



# AMOUNT RAISED IN THE EQUITY MARKET

IPOs and new issues (NOK bn.)

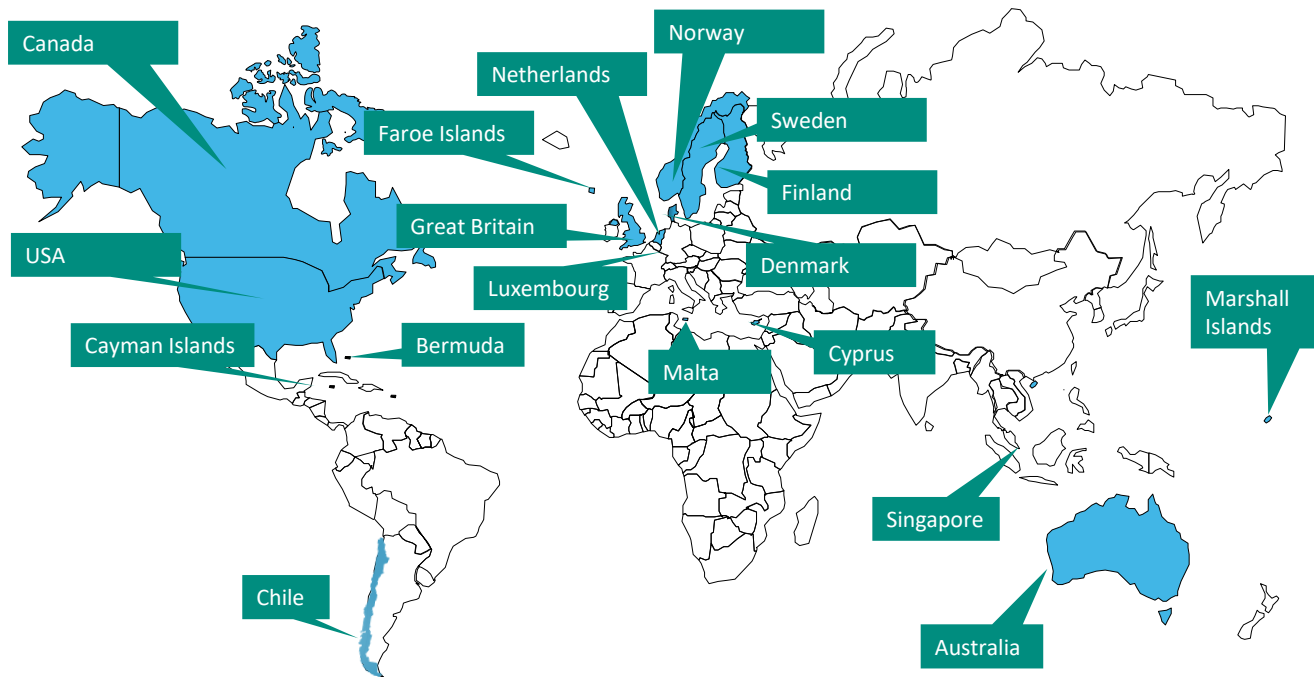


# LISTING ALTERNATIVES FOR EQUITIES





# COMPANIES FROM ALL OVER THE WORLD ARE LISTED ON OSLO BØRS



# MARKET PLACES FOR LISTING OF EQUITIES AND BONDS

Market cap of listed equities account for approximately 105 % of Norway's GDP

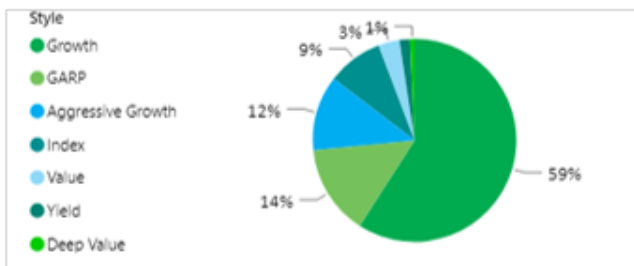
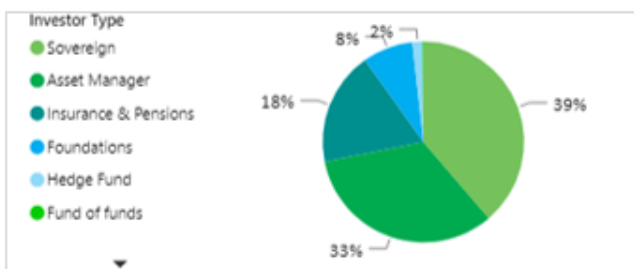
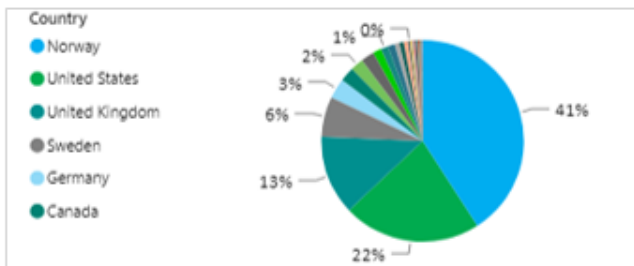
	OSLO BØRS MAIN MARKET	EURONEXT EXPAND	EURONEXT GROWTH	EURONEXT NOTC	NORDIC ABM	
<b>Equities</b>	<b>203</b> <small>issuers</small> with a total market capitalization of <b>3 257 NOK bn</b>	<b>17</b> <small>issuers</small> with market cap <b>13 NOK bn</b>	<b>102</b> <small>issuers</small> with market cap <b>184 NOK bn</b>	<b>49</b> <small>issuers</small> with market cap <b>94 NOK bn</b>		<b>371 issuers</b> <b>with market cap of</b> <b>3548 NOK bn.</b>
<b>Bonds</b> <small>Per 30.04.2021</small>	<b>993</b> <small>Issues</small> with a total outstanding nominal value of <b>1 879 NOK bn</b>				<b>1 500</b> <small>Issues</small> outstanding value <b>563 NOK bn</b>	<b>2493 issues with</b> <b>outstanding value</b> <b>of 2442 NOK bn.</b>

# EURONEXT OSLO | INSTITUTIONAL INVESTORS BASE

1 502 institutional investors from 50 countries\*, especially from the Norway (41%) and the United States (22%). Mostly Sovereign Investors (39%) with a Growth (59%) and GARP (14%) investment style.

Top 20 Institutional investors in value

Institution	Value (€M)	Style	Country	#
Folketrygdfondet	14,897	Growth	Norway	55
DNB Asset Management AS	4,442	Growth	Norway	133
The Vanguard Group, Inc.	3,580	Index	United States	60
Nordea Investment Management AB (Norway)	3,269	GARP	Norway	94
Storebrand Asset Management AS	2,810	Growth	Norway	131
KLP Kapitalforvaltning AS	2,404	Growth	Norway	102
Handelsbanken Fonder AB	2,346	Aggressive Growth	Sweden	138
BlackRock Fund Advisors	2,180	Index	United States	61
Alfred Berg Kapitalforvaltning AS	2,074	Growth	Norway	80
Danske Invest Asset Management AS	2,031	GARP	Norway	76
Fidelity Management & Research Co. LLC	1,385	Growth	United States	42
Schroder Investment Management Ltd.	1,338	Growth	United Kingdom	34
DWS Investment GmbH	1,337	Growth	Germany	32
ODIN Forvaltning AS	1,190	Aggressive Growth	Norway	36
Capital Research & Management Co. (World Investors)	1,088	Growth	United States	13
APG Asset Management NV	1,056	Growth	Netherlands	16
SAFE Investment Co. Ltd.	1,053	Yield	Hong Kong	6
Swedbank Robur Fonder AB	989	Aggressive Growth	Sweden	37
Arctic Fund Management AS	984	Growth	Norway	63
Dimensional Fund Advisors LP	858	Value	United States	96
<b>Total Top 20 identified instit. investors</b>	<b>51,311</b>			<b>1305</b>
<b>177,613</b>	<b>256,782</b>			
<b>Total instit. investors (M€)</b>	<b>Total all investors (M€)</b>			





# STRONG SECTORS

## ENERGY



# # 1 EUROPE

Oil service – no. of companies

# # 2 EUROPE

Energy – no. of companies

## SHIPPING



# # 1 GLOBALLY

No. of companies

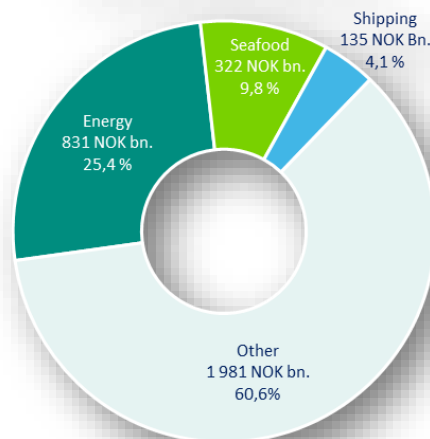
## SEAFOOD



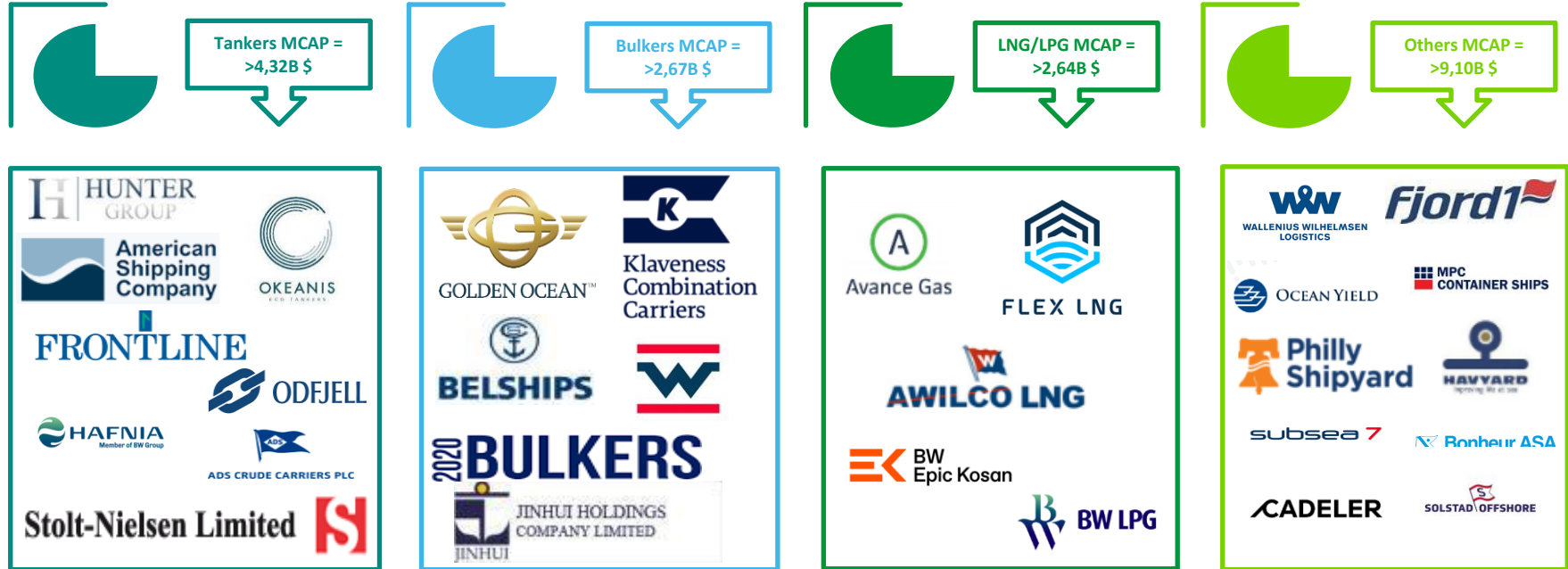
# # 1 GLOBALLY

Market cap

Market Cap.  
Oslo Børs and Euronext Expand

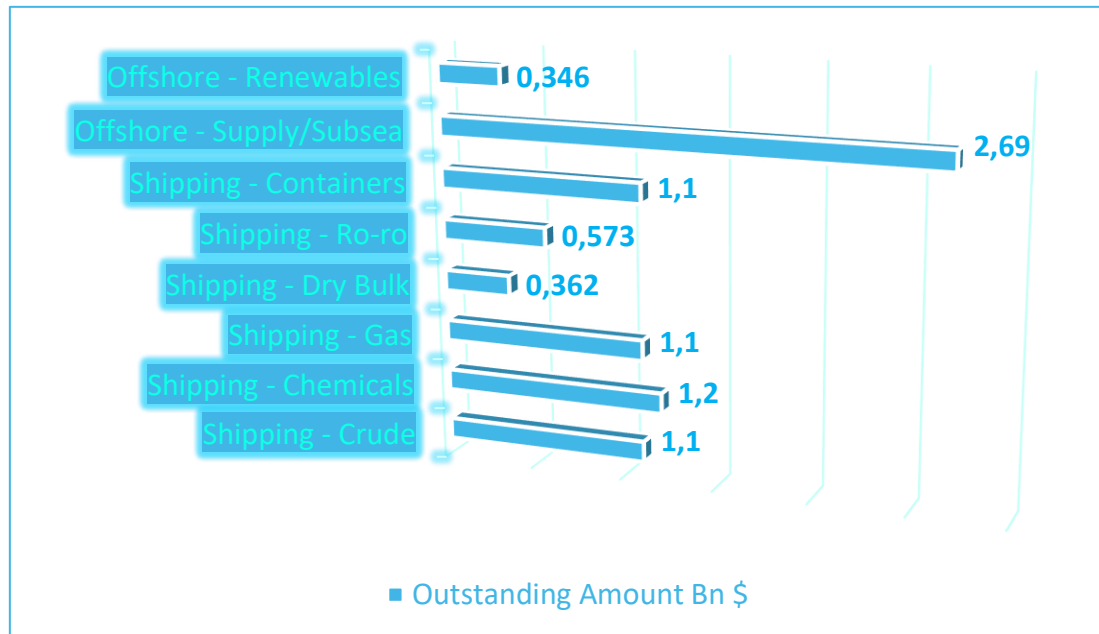


# BROADEST MARINE EQUITY FRANCHISE GLOBALLY



# STRONG DEBT FRANCHISE

\*SELECTED RELEVANT SUBSECTORS (Listed bonds only)



ZITON A/S 18/22 FRN EUR  
FLOOR STEP C – 95M  
EURO



MPC Container 17/23 FRN  
USD FLOOR STEP C –  
204M USD



Stolt-Nielsen Limited  
20/24 FRN FLOOR –  
1,300M NOK



Seaspan Corporation  
21/26 6,50% USD C –  
300m USD



Oddfjell SE 21/25 FRN  
FLOOR – 850M NOK





# Appendix

## MAIN ADMISSION REQUIREMENTS

## MAIN ADMISSION REQUIREMENTS (1/2)

	Oslo Børs	Euronext Expand	Euronext Growth	NOTC
Spread of share ownership	25 %	25 %	15 % (and min. EUR 2.5 mill available for trading)	n/a
# of shareholders	500	100	30	50
Market cap. (MNOK)	300	8	n/a	20
Positive operating result	n/a	n/a	n/a	n/a
Liquidity (working capital)	12 months	12 months	Statement	n/a
Due diligence	Financial and legal	Financial and legal	Limited scope	n/a



## MAIN ADMISSION REQUIREMENTS (2/2)

	Oslo Børs	Euronext Expand	Euronext Growth	NOTC
History and activity	Three years	One annual or interim report	Two years financial however exemption possible within min. one annual or interim report	One year / opening balance sheet
Financial reporting	IFRS	IFRS	Recognized accounting standard	Recognized accounting standard
Board of directors	Two independent board members	Two independent board members	n/a	n/a
Listing prospectus	Yes	Yes	Simplified Information document	n/a
Financial advisor required	Not required, usual in practice	Not required, usual in practice	Euronext Growth Advisor	NOTC member

