



Global Funds

The World in Your Hands

Global X Funds

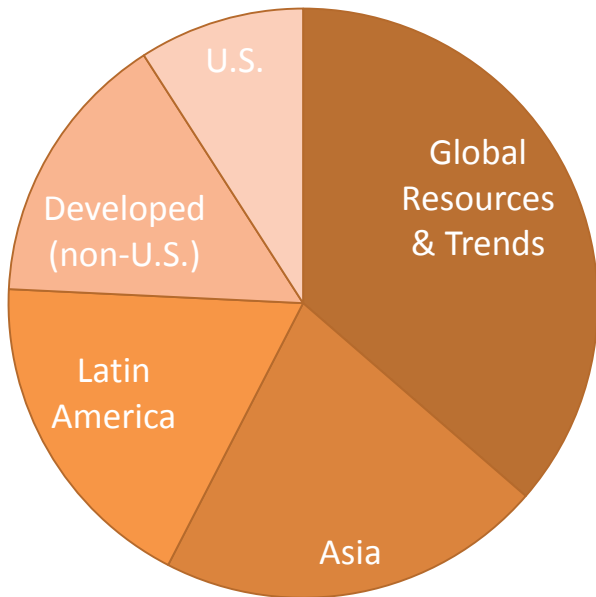
- 1. Long Term Focus** – Investments target long term secular trends (10+ year time horizon)
- 2. Global Access** – ETFs offering efficient access to global markets

What Will the World Look Like in Ten Years?

- 8 out of 10 people currently live in emerging markets
- Strong macro fundamentals in emerging markets vs. developed markets:
 - EM – young population, low levels of debt, rapid economic growth
 - DM – aging population, high levels of debt, slowing economic growth
- Rising incomes in EM countries creating an emerging middle class:
 - Rural/urban poor moving into low income categories -> staple goods
 - Lower income moving into middle class -> discretionary spending
 - High income segment driving luxury consumption (approximately 50% of new billionaires come from EM)
- Higher standard of living -> higher consumption of energy & other resources
 - EM per-capita use of commodities a fraction of DM per-capita use

Global X Portfolio of Products

Global X Products: Geographic Breakdown



Source: Global X Funds

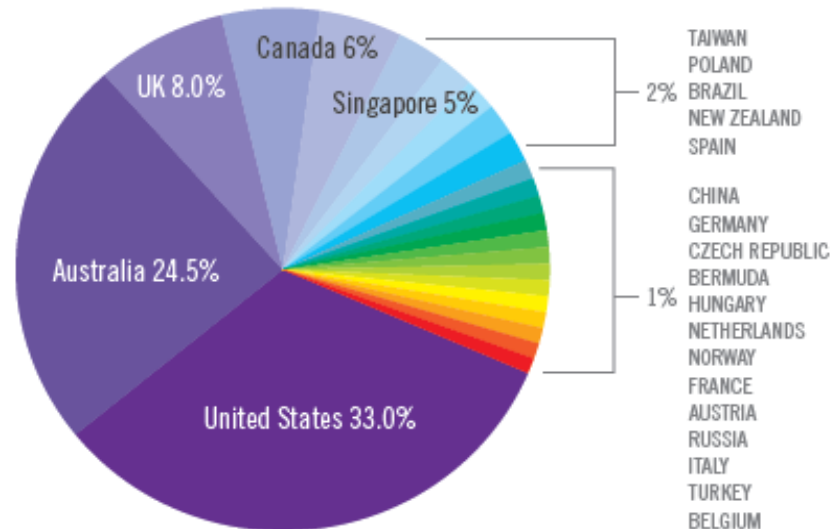
Current Global X offerings provide a global investment point of view:

- Broadest line-up of global **commodity producers** ETFs
- Focus on major **emerging markets** in Asia and Latin America reflect long term secular trends
- First ETFs focused on **China and Brazil sectors**, including Consumer sector
- Global transformational trends such as **Social Media**

Benefits of Global Approach - Example

Global X SuperDividend ETF (SDIV)

Country Breakdown (as of 3/5/2012)



Source: Global X Funds

High Dividend Yield...

Since inception on June 8, 2011, the Solactive Global SuperDividend Index has an annualized index yield of approximately 6.16% compared to an average yield of 4.92% for similar indexes.**

...and Lower Volatility

As of March 23, 2012, the Solactive Global SuperDividend Index has an annualized volatility of approximately 10.50% compared to an average volatility of 13.37% for similar indexes.***

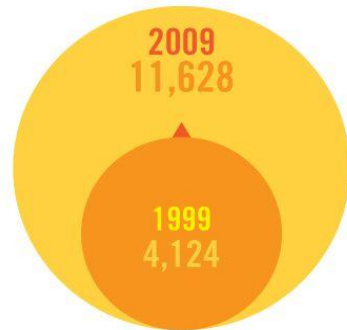
Benefits of Global Approach - Example

6 China Sector Funds:

Consumer / Energy / Materials / Financials / Industrials / Technology

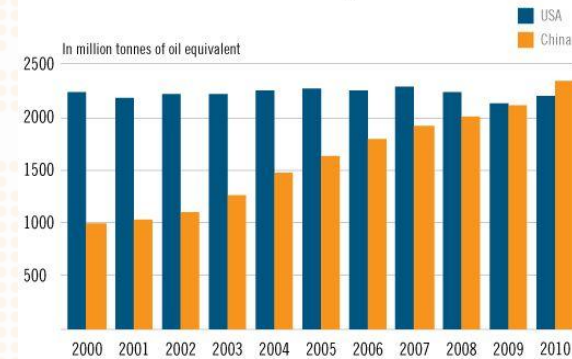
CHINESE CONSUMER EXPENDITURE

Source: Euromonitor 2010 (RMB billions per year)



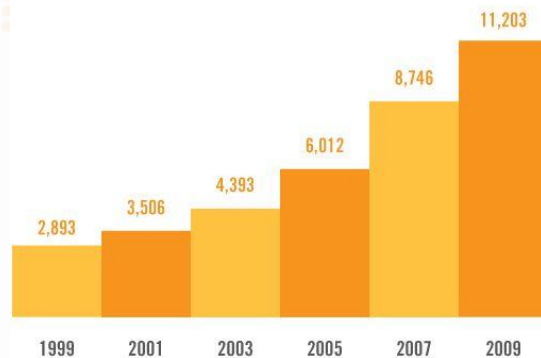
ENERGY CONSUMPTION

Source: BP Statistical Review of World Energy 2011



CHINA MANUFACTURING OUTPUT

Source: Euromonitor 2009 In billions of RMB



CELL PHONE SUBSCRIBERS

Source: ComScore Inc., MIT 2011



Tactical Opportunities in Global Markets

Global X Funds Client Ideas

EM

- China Consumer ETF (CHIQ)
- Brazil Consumer ETF (BRAQ)
- FTSE Colombia 20 ETF (GXG)
- FTSE Greece 20 ETF (GREK)

DM

- FTSE Norway 30 ETF (NORW)

**GLOBAL RESOURCE
PRODUCERS**

- Uranium ETF (URA)
- Fertilizers / Potash ETF (SOIL)

Tactical Opportunities in Global Markets

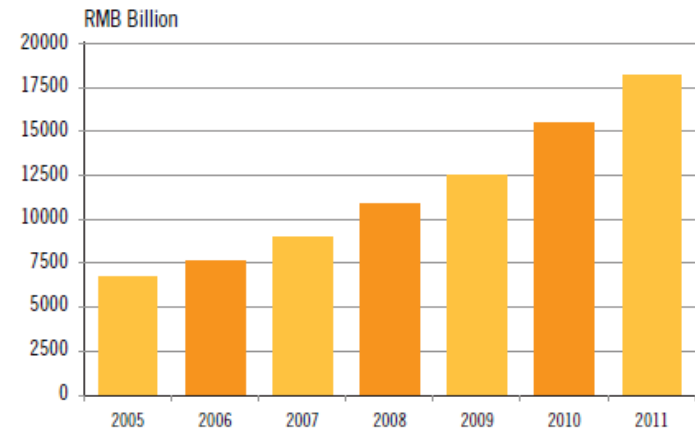
Emerging Markets

China Consumer ETF (CHIQ)

- McKinsey predicts that consumption will account for 43% of total GDP growth in China by 2020, compared to 33% in 2010
- Per-capita disposable income of urban consumers is expected to double between 2010 and 2020
- The 12th Five Year Plan (2011-2015) is strongly focused on promoting domestic consumption

TOTAL RETAIL SALES OF CONSUMER GOODS

Source: National Bureau of Statistics of China, 2012

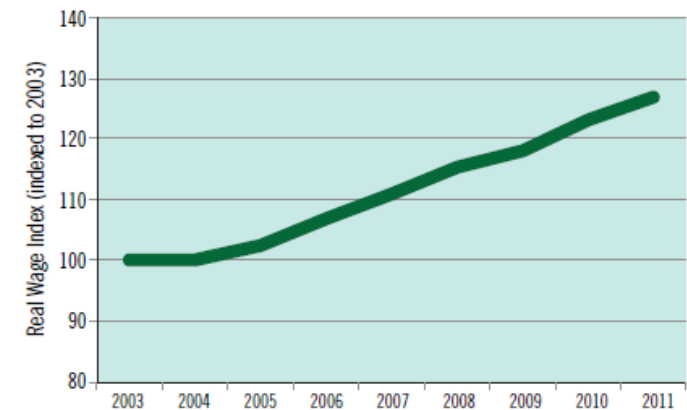


Brazil Consumer ETF (BRAQ)

- Rising real wages are increasing the purchasing power of the Brazilian middle class.
- Unemployment dipped below 4% in the beginning of 2012, evidence of a healthy labor market.
- Consumer sector expected to benefit from investment prior to the upcoming FIFA World Cup (2014) and Summer Olympics (2016) hosted in Brazil

RISING REAL WAGES

Source: Bloomberg 2012.



Tactical Opportunities in Global Markets

Colombia – A Top Performer in Emerging Markets

- Major producer of a diverse set of commodities – energy (oil, coal), precious metals (gold), and agriculture (coffee)
- Continues path toward more open markets by reducing trade barriers, deregulating markets and embracing foreign direct investment
- Part of the dynamic Andean region (Chile, Colombia, Peru) that is increasing cross-border trade and has created a regional stock exchange (MILA)
- Political reforms have helped reduce security concerns, central bank has kept inflation below LatAm average

Global X FTSE Colombia 20 ETF :
Since Inception



Source: Bloomberg

Tactical Opportunities in Global Markets

Greece – A Value Opportunity

- Since 2008, the Athens Stock Exchange has lost over 80% of its market capitalization
- While there is no guarantee that the Athens market will return to pre-crisis levels, value investors with a long-term outlook may see a market that is significantly discounted

ATHEX Cash Market Capitalization



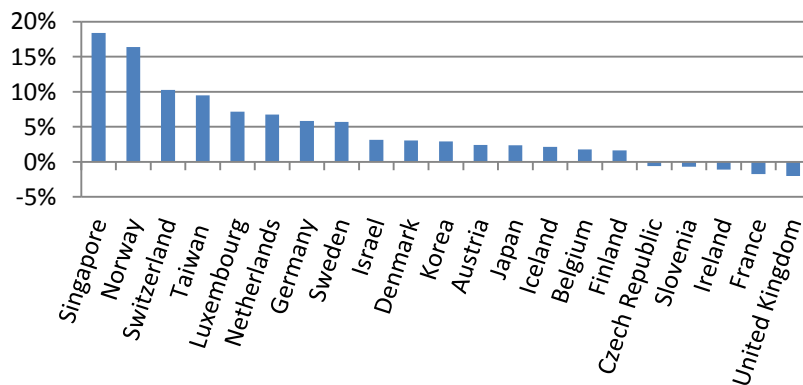
Sources: Hellenic Exchanges, 11/4/2011

Tactical Opportunities in Global Markets

Norway: Fiscal Safe Haven in Europe & Commodities Powerhouse

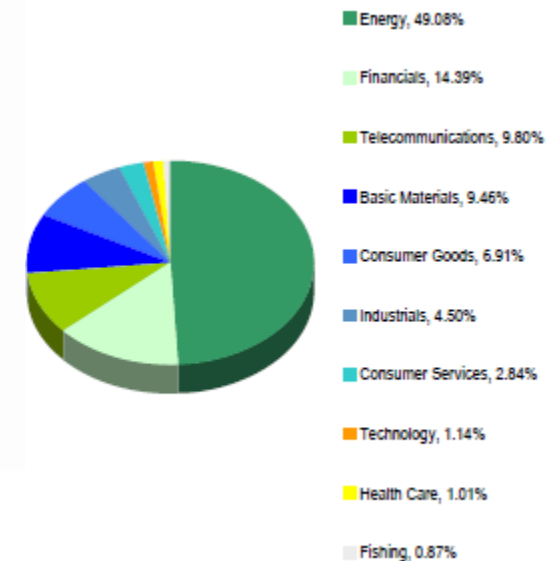
- According to the 2011 BlackRock Sovereign Risk Index, Norway has the lowest sovereign risk of any country in the world
- Norway is projected to have a current account surplus of over 15% in 2011, second only to Singapore (IMF 2010).
- Norway is the world's second largest natural gas exporter and seventh largest oil exporter. Norway also has hydropower, forest, fish and mineral resources.

**Current Account Balance
(% of GDP, 2011 Projections)**



Sources: IMF, Global X Funds

NORW Industry Breakdown



Tactical Opportunities in Global Markets

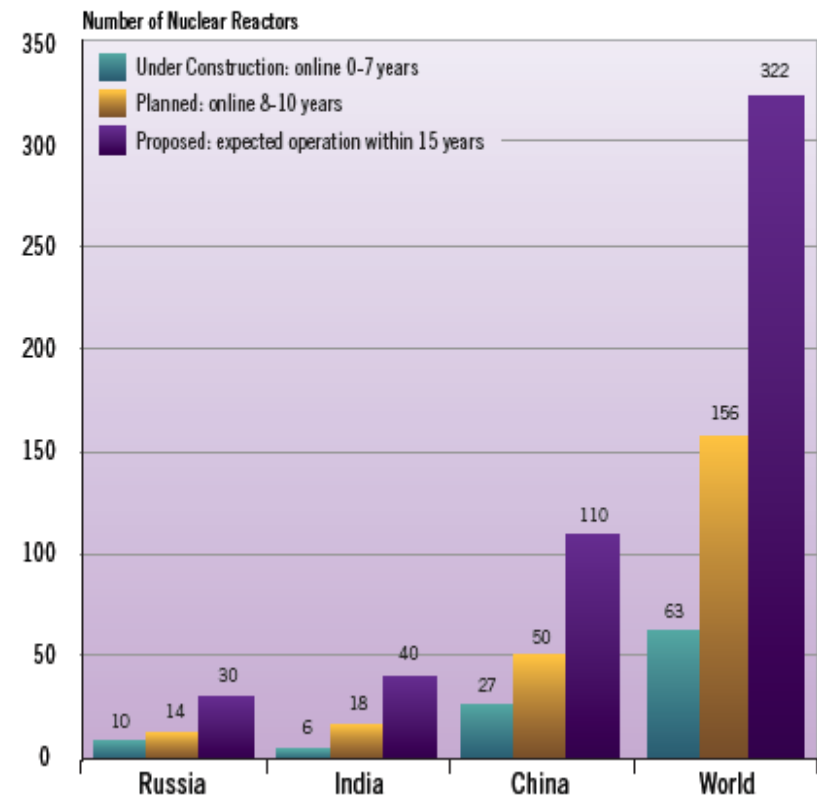
Global Energy Producers:

Uranium ETF (URA)

- Strong demand continues to be driven by emerging markets (China, India, Russia)
- Nuclear important as a base-load energy source, which alternative energy sources like solar and wind cannot provide.
- Consumption outpacing primary production – supply gap currently being met by decommissioning of nuclear arms build-up during Cold War.
- Underinvestment in new uranium exploration and mines.

NUCLEAR POWER DEMAND

Source: World Nuclear Association, 2011



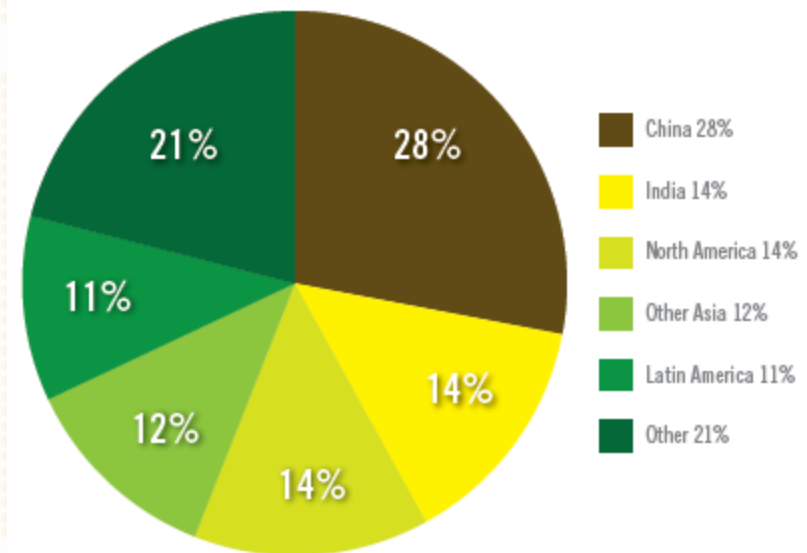
Tactical Opportunities in Global Markets

Feeding the World – Fertilizers/Potash ETF (SOIL)

- Global economic growth is predicted to drive food demand (especially high value foods such as meat, fruit and vegetables) in emerging economies
- Emerging markets in Asia and Latin America account for almost two-thirds (2/3) of global consumption.
- China and India alone account for more than 40% of world fertilizer use.
- China typically imports about 70% of its potash requirements, and annual consumption is expected to be nearly 10% per year

FERTILIZER UTILIZATION BY COUNTRY/REGION

Source: International Fertilizer Industry Association 2011.



Sources: PotashCorp, Food and Agricultural Organization

Disclosure

- Global X Management Company, LLC serves as an advisor to the Global X Funds. The Funds are distributed by SEI Investments Distribution Co., which is not affiliated with Global X Management Company, LLC.
- In addition to the normal risks associated with investing, international investments may involve risk of capital loss from unfavorable fluctuation in currency values, from differences in generally accepted accounting principles or from economic or political instability in other nations. Emerging markets involve heightened risks related to the same factors as well as increased volatility and lower trading volume. Narrowly focused investments and investments focusing on a single country may be subject to higher volatility. There are additional risks associated with investing in base and precious metals as well as their respective mining industries.
- **Carefully consider the Funds' investment objectives, risk factors, charges, and expenses before investing. This and additional information can be found in the Funds' prospectus, which may be obtained by calling 1-888-GX-FUND-1 (1.888.493.8631), or by visiting www.globalxfunds.com. Read the prospectus carefully before investing.**
- FTSE, Structured Solutions AG, Russell, S-Network and S&P Indexes have been licensed for use by Global X Management Company, LLC. Global X Funds are not sponsored, endorsed, issued, sold, or promoted by FTSE, Structured Solutions AG, Russell or S&P nor do these companies make any representations regarding the advisability of investing in the Global X Funds..
- For financial professional use only.

Notes to Charts

** Index Yield values for comparison Indexes were annualized for the time period from 06/08/2011 to 03/23/2012 using Bloomberg data. Comparison indexes include indexes that are global in scope with a focus on income producing companies. The specific Indexes used for comparison were the Mergent International Dividend Achievers Index, S&P Global Dividend Opportunities Index, Dow Jones Global Select Dividend Total Return Index and Zacks International Yield Hog Index. Index Yield figures are for illustrative purposes only. Past performance does not guarantee future results. One cannot invest directly in an Index.

*** Volatility was measured using 60 Day Volatility figures from Bloomberg, as of 03/23/2012. 60 Day Volatility is defined as the following: "A measure of the risk of price moves for a security calculated from the standard deviation of day to day logarithmic historical price changes. The 60-day price volatility equals the annualized standard deviation of the relative price change for the 60 most recent trading days closing price, expressed as a percentage. The specific Indexes used for comparison were the Mergent International Dividend Achievers Index, S&P Global Dividend Opportunities Index, Dow Jones Global Select Dividend Total Return Index and Zacks International Yield Hog Index. Index Volatility figures are for illustrative purposes only. Past performance does not guarantee future results. One cannot invest directly in an Index.