



# Closed-End Fund Leverage

**Moderator:**

Greg Fayvilevich, Fitch Ratings

May 22, 2019

**Panelists:**

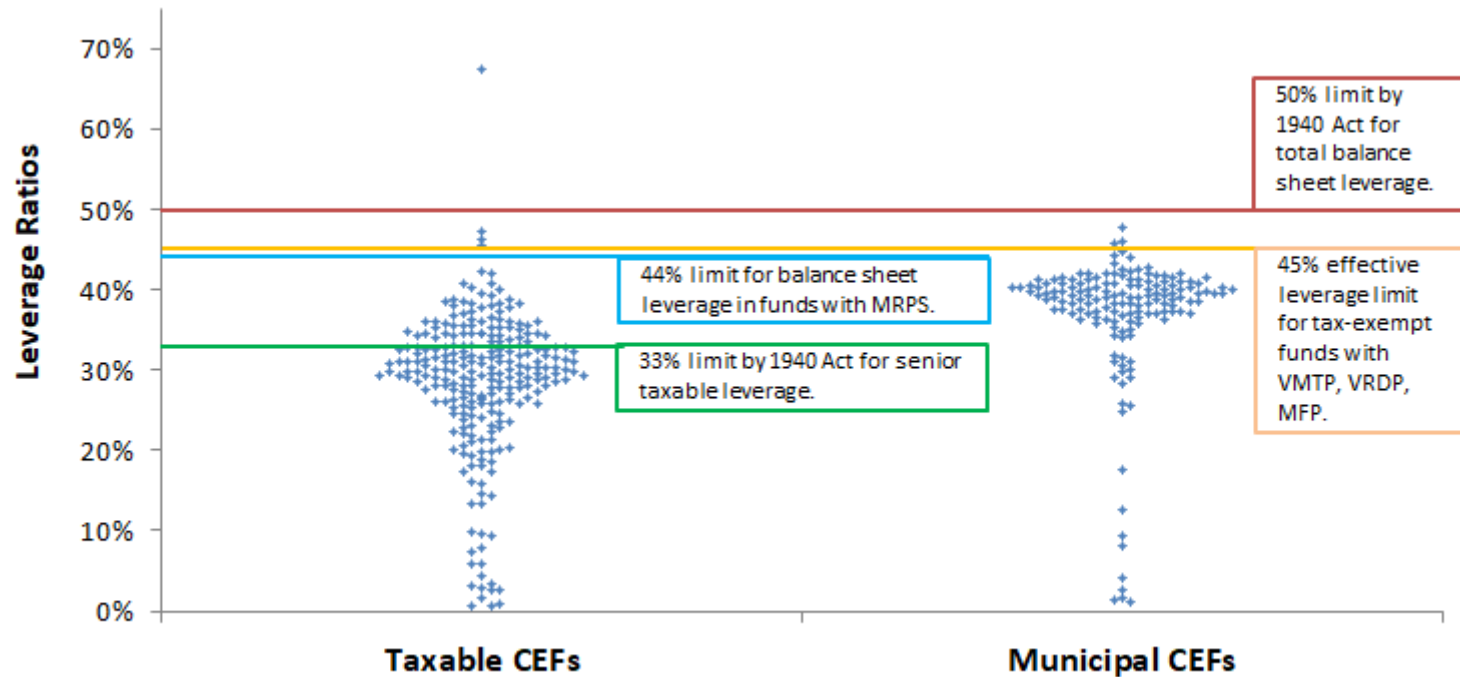
- William Meyers, Nuveen
- Adam Joseph, Wells Fargo Securities
- John Roglieri, BNP Paribas

**Fitch**Ratings

# Closed-End Fund Leverage Ratios



- Leverage ratios limited by regulation, ratings, and risk management
- Municipal funds in high 30s
- Taxable funds range by sector, cluster around 30%
- Ratios greater than regulatory limit use non-traditional funding



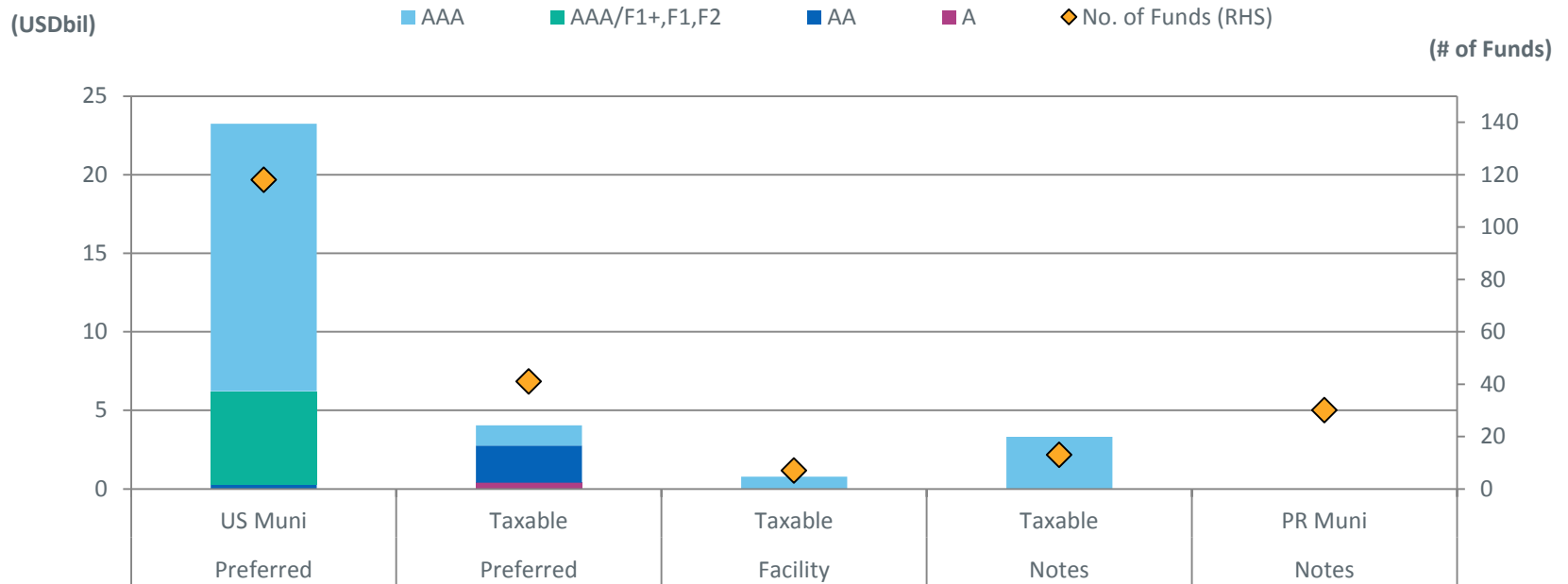
Source: Fitch, public financial statements. Data covers 398 U.S. leveraged CEFs with data as of 12/31/2018 or latest available. Graph illustrates regulatory and security leverage limits. Bank counterparties institute additional leverage limits, and funds with Fitch-rated securities incorporate limits in line with rating levels based on their asset/leverage profiles.

# Fitch U.S. Closed-End Fund Ratings



- US Taxable: \$7.6 billion of debt/preferred across 53 funds
- US Municipal: \$23 billion of preferred across 102 funds
- PR Municipal: note facilities across 30 funds

Fitch-Rated Leverage by Rating Level

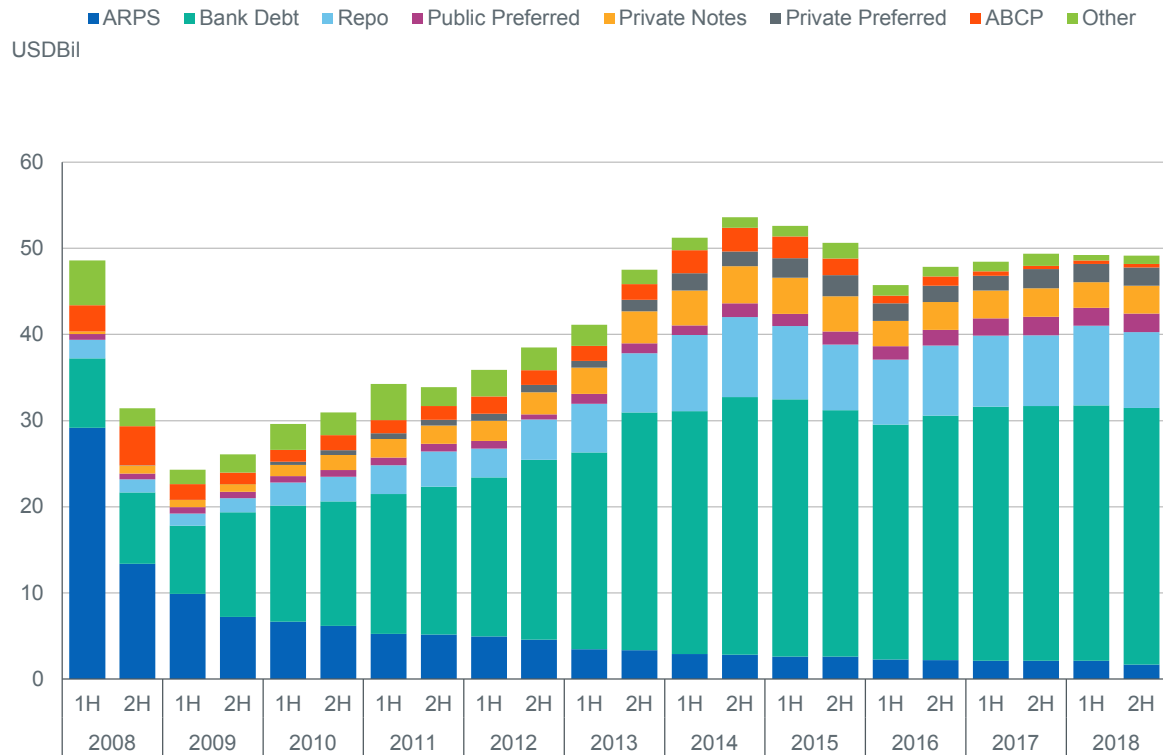


Source: Fitch. Data as of 04/30/19

# Taxable CEF Leverage Profile



## Leverage Used in Taxable CEFs



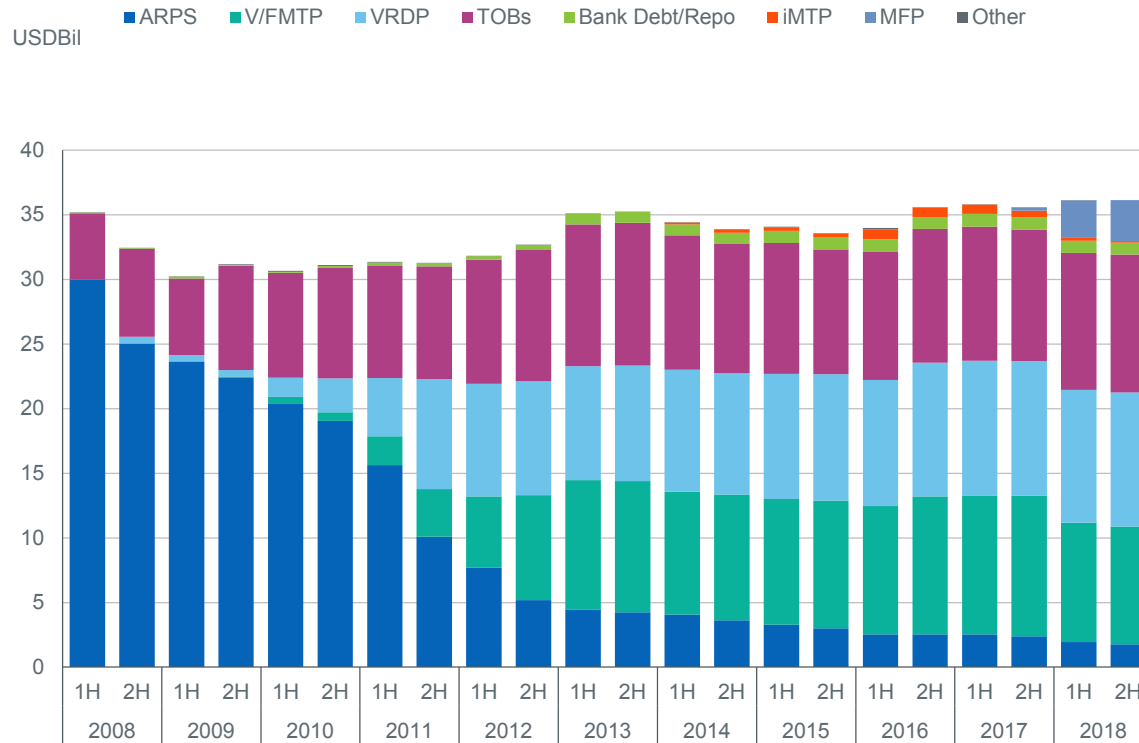
- Total leverage roughly flat since 2H2017
- Increases in Repo (up \$601mil) and Bank financing (up \$216mil) offset decreases in ARPS (down \$451mil), Private Preferred (down \$136mil) and Other (down \$437mil – includes Forward Rolls, Securities Lending and Short Selling)
- 2H2018 Totals: Bank Debt \$29.8bil, Repo \$8.8bil, Priv. Notes \$3.3bil, Priv. Pfd. \$2.1bil, Public Pfd. \$2.1bil, ARPS \$1.7bil, ABCP \$0.4bil, Other \$1.0bil

Source: Fitch, SEC Filings, press releases.  
Data in billions, as of 12/31/2018 or latest available, covers \$49.3 billion in outstanding leverage across 265 U.S. closed-end funds.

# Municipal CEF Leverage Profile



## Leverage Used in Municipal CEFs



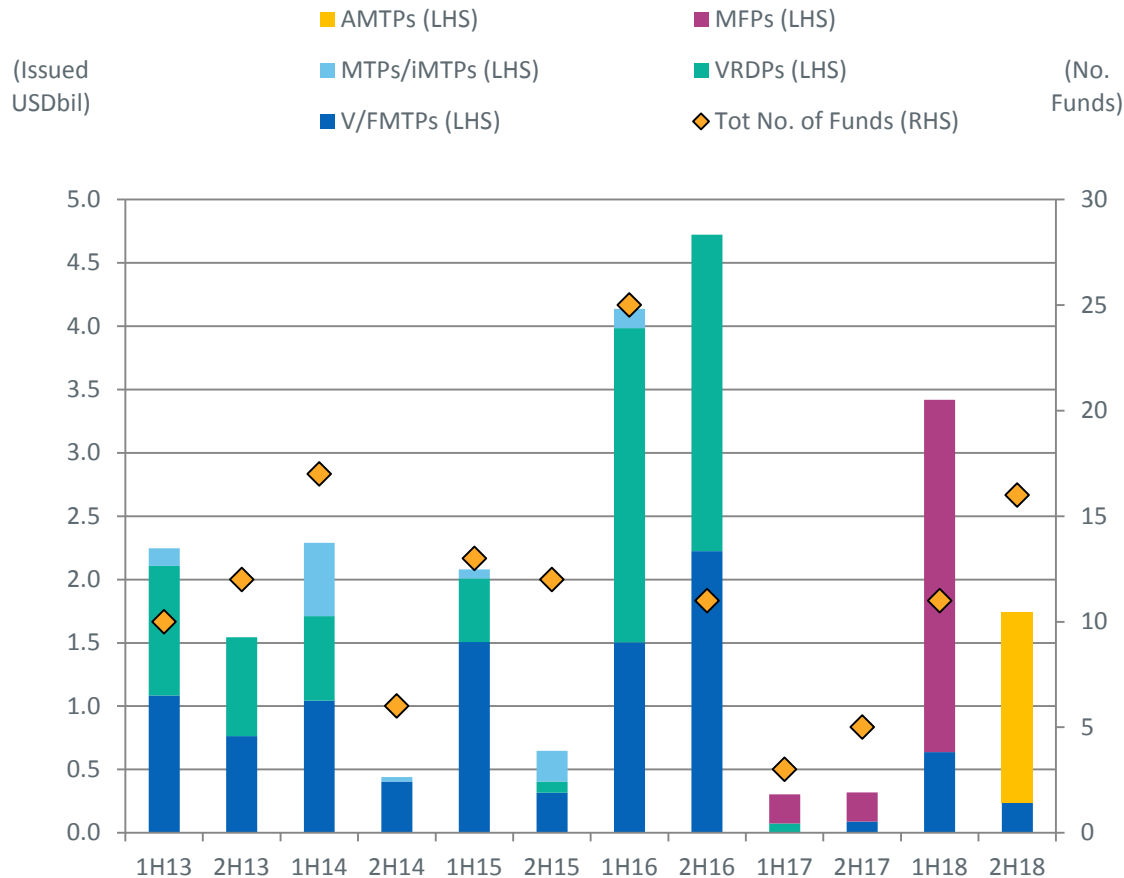
Source: Fitch, SEC Filings, and press releases.  
Data in billions as of 12/31/2018, covers \$36 billion in outstanding leverage across 159 U.S. closed-end funds.

- Total leverage up \$548mil (2%) from 2H2017
- Leverage increases driven by MFP Shares (up \$2,921mil) and TOBs (up \$486mil)
- VRDP, VMTP, and TOBs continue to be primary sources of leverage, but MFPs gaining traction (9% of total leverage in 2H2018 vs 1% of total leverage in 2H2017)
- VMTPs decreased by \$1,744mil
- 2H2018 Totals: V/FMTP \$10.9bil, VRDP \$10.4bil, TOBs \$10.2bil, ARPS \$2.4bil, Bank Debt/Repo \$1.0bil, iMTP \$0.5bil, MFP \$0.2bil

# Municipal CEF Leverage Issuance



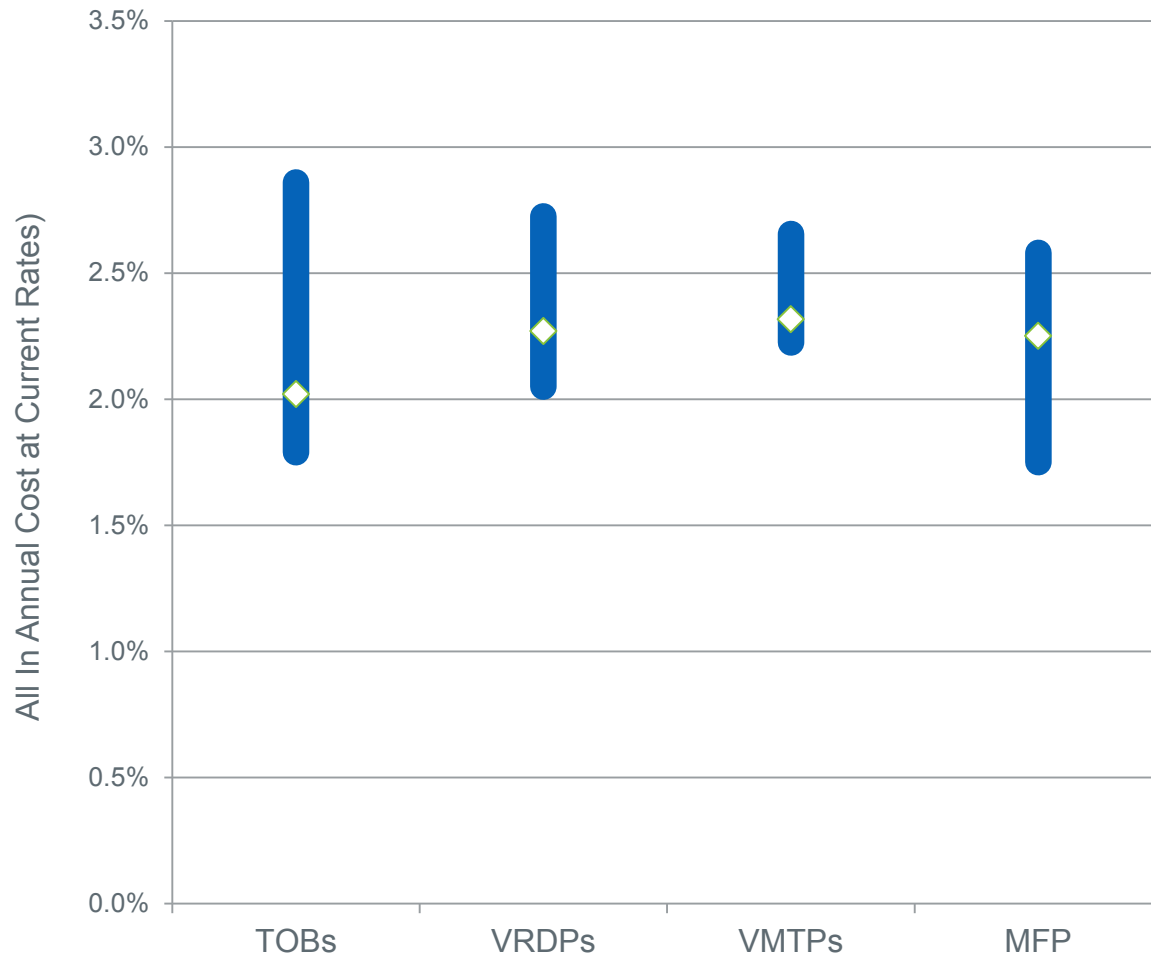
## Municipal CEF Leverage Issuance



- Significant issuance volume in 2018 vs. subdued 2017
- Refinancing of V/FMTP into AMTP and MFP shares has accounted for the majority of issuance
- Direct placements with banks (VRM-MFPs, V/FMTPs, Term VRDPs) have increased as municipal MMF assets have declined following MMF reform

Source: Fitch, SEC Filings. Reflects the issuance of new non-ARPS preferred shares. Data may overstate new issuance in cases of fund mergers where transfer of the acquired fund's preferred shares were done in-kind.

# Municipal CEFs – Current Leverage Costs

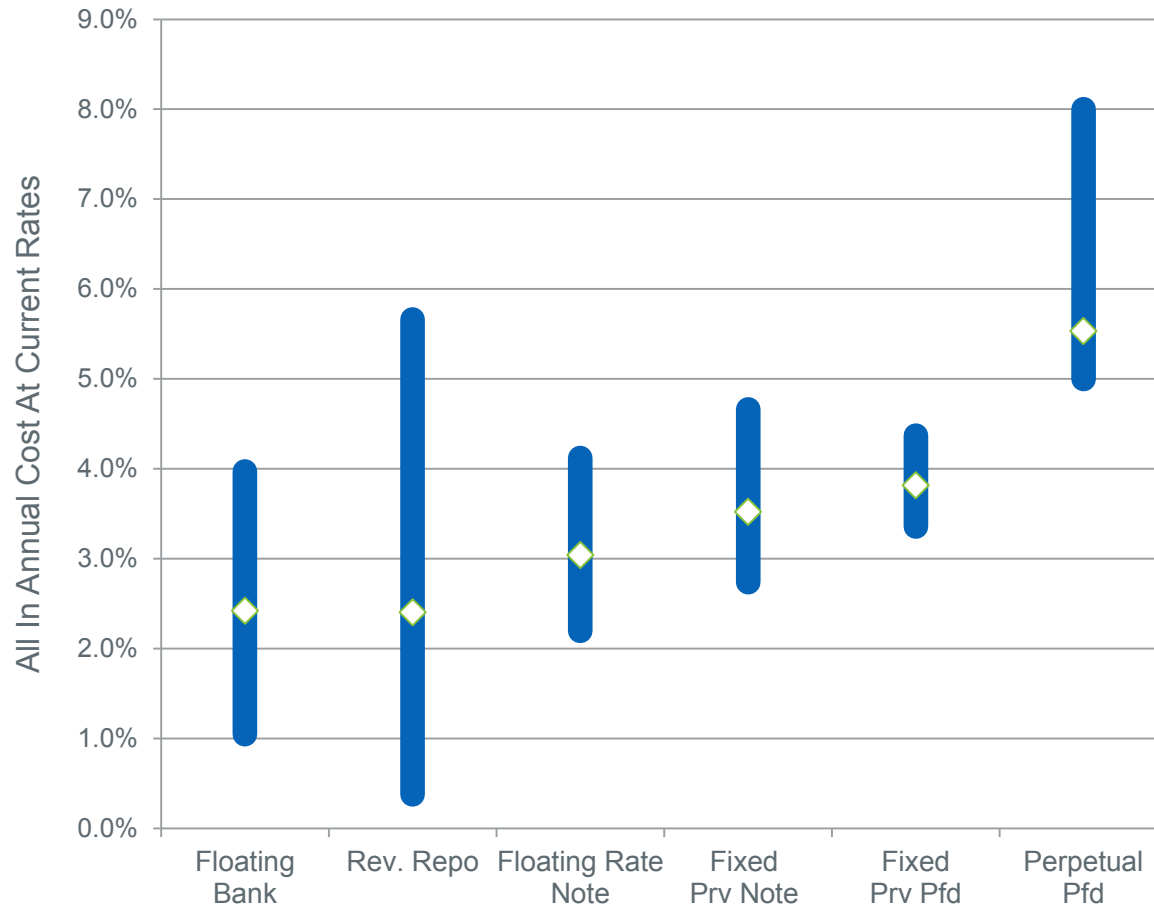


Costs vary by:

- Term of the issuance;
- Manager track record;
- Portfolio sector and quality;
- Prevalent interest rates;
- Market timing.

Source: Fitch, public financial statements. Figures represent typical issuances from Jan 2016 – Apr 2018. All costs above are floating rate and constitute the sum of the referenced index + spread. These are subject to fluctuate in line with movements in the index rate.

# Taxable CEFs – Current Leverage Costs



Costs vary by:

- Term of the issuance;
- Manager track record;
- Portfolio sector and quality;
- Secured/unsecured status;
- Seniority in capital structure;
- Prevalent interest rates;
- Collateral type;
- Currency of borrowings;
- Market timing.

Source: Fitch, public financial statements. Figures represent typical issuances from Jan 2017 – Apr 2019. Floating rate instruments sum up the all-in cost of the referenced index + spread. These are subject to fluctuation in line with movements in the index rate, unlike fixed rate issuances.



# CEF Bank Financing



Bank Counterparties	Direct Facility / Loan / Margin (\$mn)	Number of Funds	ABCP Conduit (\$mn)	Number of Funds	Reverse Repos (\$mn)	Number of Funds	Total (\$mn)	%	Change from April, 2018
BNP Paribas	7,978	45	0	0	1,569	22	9,547	24%	261
State Street	8,866	46	0	0	0	0	8,866	22%	-152
Bank of Nova Scotia	6,070	51	0	0	0	0	6,070	15%	57
Societe Generale	1,256	7	0	0	1,067	14	2,324	6%	402
Bank of New York	1,515	10	0	0	398	7	1,913	5%	-483
Royal Bank of Canada	6	1	0	0	1,106	18	1,111	3%	-290
UBS Securities	0	0	0	0	1,006	13	1,006	3%	355
All Other Counterparties	2,323	28	299	2	4,347	111	6,969	17%	1,040
Not Disclosed	2,256	17	106	1	0	0	2,362	6%	350
<b>Total</b>	<b>30,269</b>	<b>192</b>	<b>405</b>	<b>3</b>	<b>9,494</b>	<b>43</b>	<b>40,168</b>	<b>100%</b>	<b>1,540</b>

Source: Fitch, public financial statements, bank data. Figures based on actual amounts funded (not commitment) for public U.S. 1940 Act CEFs, excluding continuously-offered. Counterparty figures may be overstated in cases of lending syndicates where financial statement notes only disclose the lead. Changes from prior periods may be over/understated where funds do not disclose the counterparty publicly but the counterparty discloses the lending relationship to Fitch as of a certain date.

# Leverage Types Utilized by Municipal CEFs



Leverage Type	1940 Act Asset Coverage Requirement (%)	Traditional Purchasers/ Providers	Fixed/ Floating Rate	Interest Rate Mechanism	Typical Term (Years)	No. of Funds Utilizing 2H18	Amount Outstanding 2H18 (USDBil)	Other Ongoing Costs	Early Redemption/ Termination Features	Description
Variable-Rate Demand Preferred (VRDP)	200	Municipal Money Market Funds, Banks	Floating	Remarketed Usually Weekly, Generally Prices in Line with SIFMA	20.0-40.0	41	10.6	Liquidity Facility Backstop, Remarketing Fees	Optional Redemption Possible with Redemption Premium	VRDPs typically have a seven-day put option that allows the holder to put the shares back to the remarketing agent at par. These shares have a liquidity facility to act as a backstop if no natural buyers of the shares are available. Funds may place these directly with a bank for a specified term and interest rate, at which point, the shares are known as Term-VRDP shares.
Variable-Rate MuniFund Term Preferred (VMTP)	200	Banks	Floating	SIFMA + Spread	3.0-5.0	64	9.1	None	Optional Redemption Possible with Redemption Premium	VMTPs are placed directly on a bank's balance sheet, usually with one bank buying the entire issuance from a fund. These are traditionally purchased as buy and hold investments.
Variable Rate Remarketed Mode MuniFund Preferred (VRRM-MFP)	200	Short-Term Municipal Bond Funds	Floating	Remarketed, Generally Prices in Line with SIFMA	30.0, ability to switch modes prior to maturity	2	0.2	Remarketing Fees	Optional Redemption Possible with Redemption Premium	VRRM-MFP shares are similar to VRDP shares but do not feature a liquidity facility backstop in the case of a failed remarketing. Upon a failed remarketing the dividends will be payable at a step-up dividend rate. If the failed remarketing period continues for 365 days the fund is forced to redeem the shares. The fund has the option to designate a different mode for the MFP shares prior to maturity which would trigger a mandatory tender and remarketing under the new mode.
Variable Rate Mode MuniFund Preferred (VRM-MFP)	200	Institutional Investors, Banks	Floating	SIFMA + Spread	Mode often designated for 1.0 year, 30.0 year final maturity	6	2.9	None	Optional Redemption Possible with Redemption Premium	VRM-MFP shares are similar to VMTP shares and are when a fund places MFP shares with an institutional investor, often banks, for a set period of time at a set spread to a reference rate, generally SIFMA. Upon the conclusion of the mode the fund may look to extend the VRM or designate a new mode which would trigger a mandatory tender and remarketing under the new mode.
Institutional MuniFund Term Preferred Share (IMTP)	200	Tax-Exempt Bond Funds	Floating	SIFMA + Spread	3.0-5.0	2	0.1	None	Optional Redemption Possible with Redemption Premium	iMTPs are 144A registered and typically purchased by bond funds, hence, they may be traded on the secondary market by QIBs.
Tender Option Bonds (TOBs)	N.A.	Municipal Money Market Funds	Floating	Remarketed, Generally Prices in Line with SIFMA	Limited by term of the bond in the trust	116	10.6	Liquidity Facility Fees, Remarketing Fees, Administrative/ Trustee Expenses	Termination Possible by Collapsing the TOB Trust	TOBs are a type of leverage where a municipal bond is placed into a trust and two classes of securities are issued from the trust, floaters and inverse floaters. Tax-exempt money-market funds typically purchase the floater while the fund retains the inverse floater. The trust pays a floating rate on the floater and the fund receives the remainder of the interest from the underlying bond less expenses.

N.A. – Not available/applicable.

Source: Fitch, public financial statements. Amounts outstanding and number of funds are as of the funds' last reporting date.

# Leverage Types Utilized by Taxable CEFs



Leverage Type	1940 Act Asset Coverage Requirement (%)	Traditional Purchasers/ Providers	Fixed/ Floating Rate	Interest Rate Mechanism	Typical Term (Years)	No. of Funds Utilizing 2H18	Amount Outstanding 2H18 (USDBil)	Other Ongoing Costs	Early Redemption/ Termination Features	Description
Credit Facility	300	Banks	Floating	Reference Rate (Usually LIBOR) + Spread	0.5-1.0	95	13.0	Undrawn Commitment Fees	Early Termination Negotiable	Credit facilities are floating-rate debt borrowings that typically run one year in term and are negotiated for extensions near their maturity. These facilities are flexible and can be drawn on or reduced on a daily basis.
Term Credit Facility	300	Banks	Fixed or Floating	Reference Rate (Usually LIBOR) + Spread	3.0-10.0	9	0.6	Undrawn Commitment Fees	Early Termination Negotiable	Fund may term out the credit facility for a longer period than a traditional credit facility, often three to 10 years, at a fixed or floating rate.
Margin Facility	300	Banks	Floating	Reference Rate (Usually LIBOR) + Spread	0.5-1.0	90	16.3	Undrawn Commitment Fees	Early Termination Negotiable	A cash borrowing from a bank's prime brokerage group that often runs evergreen with daily renewal (absent advance notice from either fund or bank). The borrower is required to pledge certain assets as collateral to the borrowing, which the lender may sell if the borrower breaches certain covenants and does not restore compliance.
Senior Notes	300	Insurance Companies	Fixed or Floating	Fixed, or Reference Rate (Usually LIBOR) + Spread	3.0-12.0	14	3.4	None	Optional Redemption Possible with Redemption Premium	Senior debt that is sold to insurance companies as buy and hold investments.
Mandatory Redeemable Preferred Shares (MRPS)	200	Insurance Companies	Fixed or Floating	Fixed, or Reference Rate (Usually LIBOR) + Spread	5.0-10.0	26	2.4	None	Optional Redemption possible with Redemption Premium	Preferred leverage that is sold to insurance companies as buy and hold investments. The "redeemable" in the name refers to the final mandatory redemption date as some other preferred leverage is perpetual.
Term Preferred Shares (TPS)	200	High Net-Worth, Retail	Fixed	Fixed, Step-Up	5	4	0.3	None	Optional Redemption Possible with Redemption Premium	TPS are a relatively new type of leverage issued by taxable closed-end funds (primarily senior loan funds). TPS have generally been publicly registered or privately placed through broker-dealer networks.
Perpetual Preferred Share	200	High Net-Worth, Retail	Fixed	Fixed	Perpetual	14	1.3	None	Callable after non-call period	Perpetual preferred shares are fixed-rate preferred shares with no stated maturity. The shares are redeemable at the option of the fund following the non-call period.

N.A. – Not available/applicable.

Source: Fitch, public financial statements. Amounts outstanding and number of funds are as of the funds' last reporting date.



---

Greg Fayvilevich	Fitch Ratings	<a href="mailto:greg.fayvilevich@fitchratings.com"><u>greg.fayvilevich@fitchratings.com</u></a>
John Roglieri	BNP Paribas	<a href="mailto:john.roglieri@us.bnpparibas.com"><u>john.roglieri@us.bnpparibas.com</u></a>
William Meyers	Nuveen	<a href="mailto:william.meyers@nuveen.com"><u>william.meyers@nuveen.com</u></a>
Adam Joseph	Wells Fargo	<a href="mailto:adam.joseph@wellsfargo.com"><u>adam.joseph@wellsfargo.com</u></a>

---

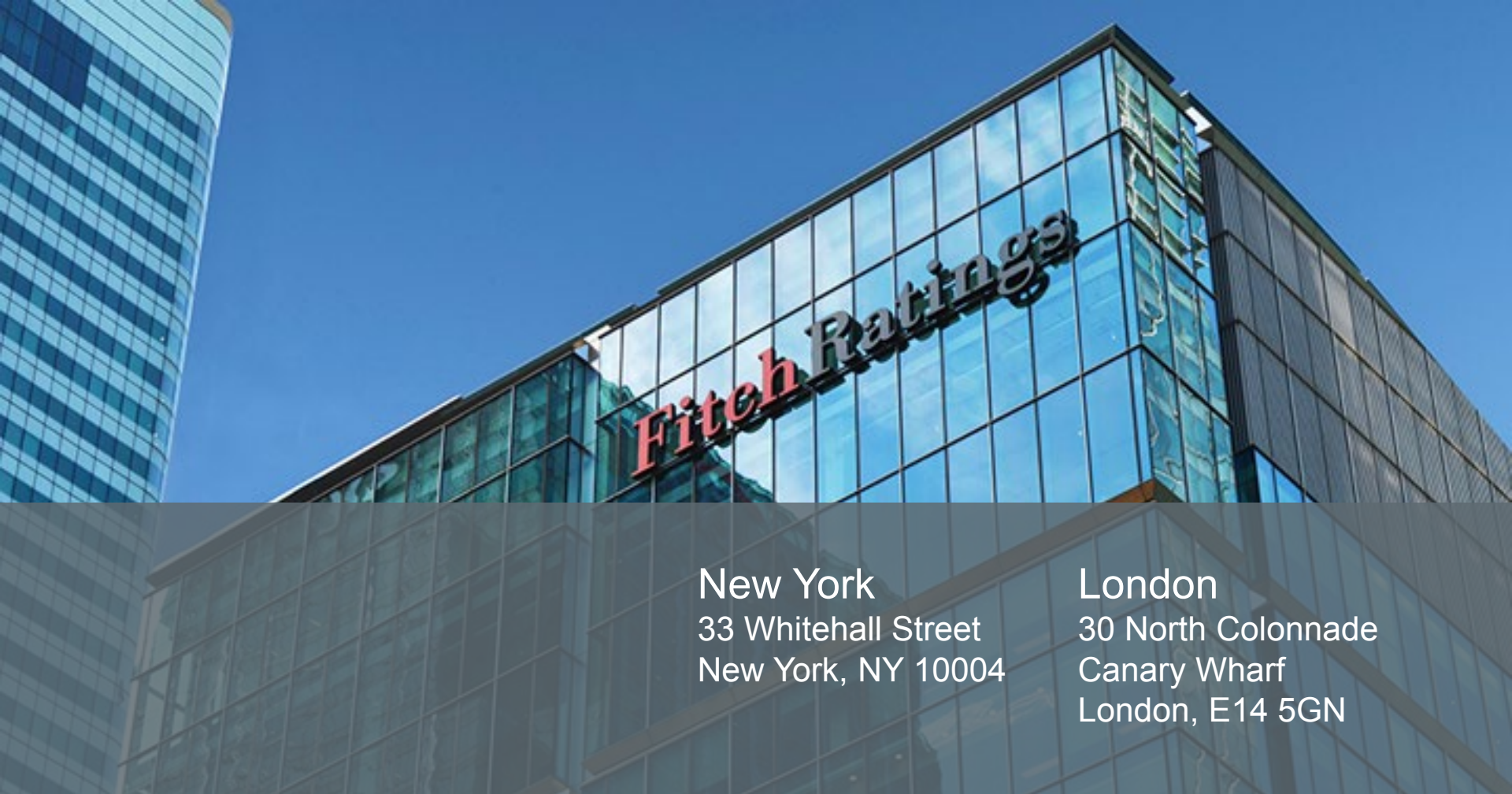
Fitch Ratings' credit ratings rely on factual information received from issuers and other sources.

Fitch Ratings cannot ensure that all such information will be accurate and complete. Further, ratings are inherently forward-looking, embody assumptions and predictions that by their nature cannot be verified as facts, and can be affected by future events or conditions that were not anticipated at the time a rating was issued or affirmed.

The information in this presentation is provided "as is" without any representation or warranty. A Fitch Ratings credit rating is an opinion as to the creditworthiness of a security and does not address the risk of loss due to risks other than credit risk, unless such risk is specifically mentioned. A Fitch Ratings report is not a substitute for information provided to investors by the issuer and its agents in connection with a sale of securities.

Ratings may be changed or withdrawn at any time for any reason in the sole discretion of Fitch Ratings. The agency does not provide investment advice of any sort. Ratings are not a recommendation to buy, sell, or hold any security.

ALL FITCH CREDIT RATINGS ARE SUBJECT TO CERTAIN LIMITATIONS AND DISCLAIMERS. PLEASE READ THESE LIMITATIONS AND DISCLAIMERS AND THE TERMS OF USE OF SUCH RATINGS AT [WWW.FITCHRATINGS.COM](http://WWW.FITCHRATINGS.COM).



Fitch Ratings

New York  
33 Whitehall Street  
New York, NY 10004

London  
30 North Colonnade  
Canary Wharf  
London, E14 5GN

[fitchratings.com](http://fitchratings.com)

 [@fitchratings](https://twitter.com/fitchratings)

**Fitch**Ratings